
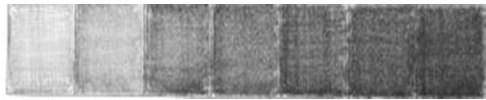




## Drawing skills I have learnt so far:




Shading/colouring using even diagonal or horizontal strokes with no gaps




Creating light and dark tones by applying different pressures



Mixing or combining different shades together



Hatching: A row of lines, all facing the same direction



Stippling: Using dots



Scribbling: Squiggly, circular lines



Cross Hatching: Similar to hatching but with additional lines that cross over

## Drawing skills I am learning in this unit:

- I will select appropriate techniques from those already taught to achieve a specific outcome.
- I will plan and complete different drawings in my sketchbook, adapting and refining my work, to plan and produce a final piece.

## Key vocabulary:

**Portrait:** a painting, drawing, or photograph of a person, especially one depicting only the face or head and shoulders.

**Still life:** A still life drawing or painting is a piece that features an arrangement of inanimate objects as its subject.

**Position:** a place where someone or something is located or has been put

**Expression:** a look on someone's face that shows a particular emotion.

## Artists I have studied:

Claude Monet



Laurence



Stephen Lowry

William Morris



Vincent



Van Gogh

Andy Warhol

